

EST



1996

# SAVANNAH SURFACES







# ABOUT US

**Savannah Surfaces** offers a boutique showroom experience where residential clients and design and building professionals alike can explore exceptional products and discover the materials that will best fulfill their design vision. Our experienced and knowledgeable staff guides each customer through the process to insure a positive experience with an extraordinary outcome.



William & Jonathon Rhangos - Founders



Savannah Surfaces is the premier provider of high-quality surfacing materials of all types. Sourcing materials both domestically and from the four corners of the world, especially Europe, Asia and North and South America, the company excels at identifying unique products and importing them at competitive prices. The knowledgeable staff works with homeowners and design professionals alike to identify the most appropriate products to make each project outcome unique.











# CLASSIC SANDSTONE

Classic Sandstone is traditional sandstone. The finish is natural cleft, with beautiful hand cut or sawn edges.

Each color has been hand selected by us and the quarry to replicate timeless looks, inspired by the coast. We sell our stone in pattern packs, single sizes, as well as steps, treads and copings to match. There are slight variations and colors in the stone, however much more subtle than you will see in a variety of other products.


Our stone is gauged, sized and ready for installation. All sizes, weights and coverage of the sandstone and limestone are nominal.

# DETAILS



Driftwood

Light lavender, brown, grey and subtle blue tones



Stratus

Black, tan and dark grey tones



Sterling

Beautiful soft tones of grey



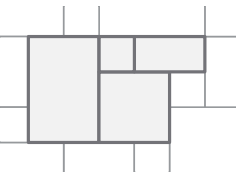
Seagrass

Tans, light grey, neutral brown and soft neutrals

PRODUCT	THICKNESS	WEIGHT	COVERAGE	SIZES
Calibrated 4-Piece Pattern Packs (Natural finish, hand cut or sawn edges)	1 inch	2350 lb	234 sq ft	36"x24", 24"x24" 24"x12", 11¾"x11¾"
24"x24" Calibrated Single Size Pack (Natural finish, hand cut or sawn edges)	1 inch	1800 lb	160 sq ft	24"x24"


\* Stratus comes in natural, hand cut tumbled and natural sawn. This product has quite a bit of range and natural clefting.

\*\* All sizes throughout catalog are nominal



Seagrass







*Sterling Sandstone*



*Seagrass Sandstone*




\* Seagrass Pavers (Sealed for Enhancement)





# *Savannah Surfaces* PACKAGING



*Seagrass*





*tumbled*  
**LIMESTONE**

*Harbour Grey*



Golden Wheat



Midnight

PRODUCT	THICKNESS	WEIGHT	COVERAGE	SIZES
Calibrated 4-Piece Pattern Packs (Natural, machine cut, tumbled)	1 inch	2500 lb	175 sq ft	36"x24", 24"x24" 24"x12", 11¾"x11¼"
18"x36" Calibrated Single Size Pack	1 inch	2444 lb	171 sq ft	18"x36"
24"x24" Calibrated Single Size Pack	1 inch	2290 lb	160 sq ft	24"x24"
Golden Wheat sizes: 11"x11", 22"x11", 22"x22", 32.5"x22" Harbour Grey & Midnight sizes: 12"x12", 24"x12", 24"x24", 24"x35.5"				
* All sizes throughout catalog are nominal				



## BENEFITS *of* LIMESTONE

Limestone is a sedimentary stone that is very common all over the world. It is very versatile, durable and consistent in color.

- Indoor and outdoor applications in a wide variety of colors, sizes and finishes
- Dense, sturdy and durable
- Insulating properties allow limestone to not be too hot in the summer, or too cold in the winter



Golden Wheat









# PORCELAIN PAVERS

*Crema di Latte*



Vulcano



Vulcano  
Crema di Latte  
Grigio



Crema di Latte



## BENEFITS *of* PORCELAIN

**Porcelain tile is weather resistant stoneware for any type of outdoor flooring.**

It is hard-wearing, anti-slip and capable of withstanding heavy loads. It can be installed on grass, sand, gravel, or mortar set over concrete base. It can also be used in approved raised installation systems.

- Frost resistant
- Non-fading
- Temperature resistant
- Resistant to acid, chemicals, salt
- Resistant to moss & mold damage
- Easy to clean
- Easy to install
- Easy to remove
- Reusable
- Anti-slip
- Sand and gravel set possible
- Resistant to loads
- Suitable for raised installations
- Long lasting
- Impervious
- Look of real stone



Quartz




Blue Quarry Dark




Blue Quarry Light









Old World Tabby Concrete Paver



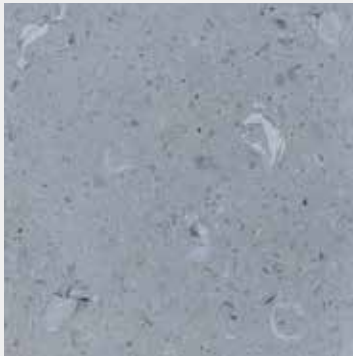
Old World Tabby Ruins at Cumberland Island, Georgia

**Old World Tabby** was born out of a centuries old building technique, using oyster shell as the core aggregate to create foundations, walls and floors in the southeastern coastal region. Today many of these structures still exist as a testament to the beauty and strength of the process. Today the Old World Tabby Company has reimagined the use of oyster shells with modern technology to create shell products in hand made concrete and porcelain. Due to the length of time needed to create our “original” concrete product and the limited production quantity, we made a decision to pair with Italy in making a very unique, exclusive porcelain version. The artistry and the detail of the Old World Tabby coupled with Italy’s expertise and years of experience bring the product to life. Savannah Surfaces can now bring a more affordable, maintenance free option to the industry that can be enjoyed by all.

Offered in three coastal colors our products are an ideal surface solution for pools, decks, porches, counter tops and architectural elements. Old World Tabby is an exclusive, one of a kind product.



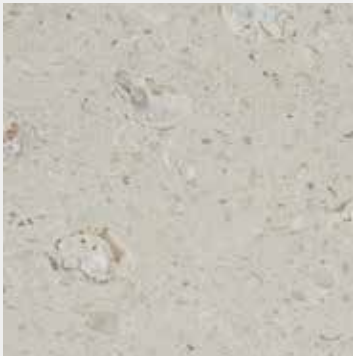
OLD WORLD TABBY PORCELAIN



Grey



White



Sand

PRODUCT	THICKNESS	WEIGHT	COVERAGE	SIZES
24"x24" Calibrated Single Size Pack (Rectified edges)	3/4 inch	2243.44 lb	232.41 sq ft	24"x24"
12"x24" Calibrated Single Size Pack (Rectified edges)	3/4 inch	1800 lb	247.91 sq ft	12"x24"

\* All sizes throughout catalog are nominal













GREY OLD WORLD TABBY



SAND OLD WORLD TABBY





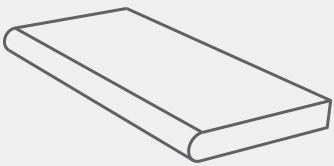
SAND OLD WORLD TABBY



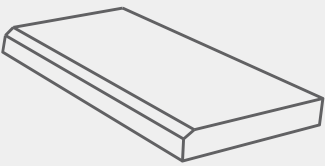
# POOL COPING

## DETAILS

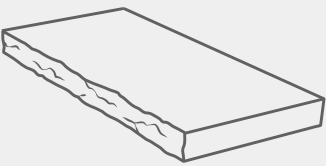
We have coping available to match all of our Limestones and Sandstones. The Limestone copings are one size, tumbled and eased edge to match the pattern packs. The Classic Sandstone copings are available in multiple sizes and edge profiles including eased edge, bullnose and rock face.



Bullnose



Eased Edge



Rock Face

### LIMESTONE



Golden Wheat



Harbour Grey



Midnight



Sterling



Seagrass



Stratus



Driftwood

### SANDSTONE





# PAVERS & COBBLE



Sterling Handcut Pavers



Stratus Tumbled 4x4 Cobble



Seagrass Tumbled 4x4 Cobble



## DETAILS

We offer natural, handcut pavers in a 3-piece pattern in two colors: Seagrass and Sterling. We offer beautiful cobble in a variety of colors, natural handcut and natural handcut tumbled. Colors are: Stratus, Seagrass and Sterling. The pavers come in pattern packs, and the cobbles come crated. Pavers are 2¾" calibrated thickness for vehicular traffic. Our cobble is 2" nominal thickness.



### Stratus

Subtle black, white and beige tones



### Seagrass

Tans, light grey, white, neutral brown and soft neutrals



### Sterling

Beautiful soft tones of grey





# STEP TREADS



## CLASSIC STEP TREADS

Our Classic Sandstone and Limestone treads are 2" thick, they have a natural finish, and the edges are finished in an eased edge, rockface, or bullnose down one long side.

We stock these in all colors to match our pattern packs at varying sizes and depths. Please call or consult our price sheet for available sizes.



Bullnose



Eased Edge



Rock Face



Sterling

Bullnose



Sterling

Eased Edge



Seagrass

Rock Face



# STEP TREADS

Step treads come in Sterling Sandstone and Midnight Limestone. They are 6” high, and they come in different lengths. Please see our price sheet for sizing. Please be aware all sizes and weights are nominal.



Sterling

Sandstone

Midnight

Limestone


# 2” LIMESTONE TREADS



Golden Wheat



Harbour Grey



Midnight

\* Limestone Treads only come in 14"x48"x1.5"-2"



# BECOMING *a* DEALER

Interested in becoming a dealer or buying our products?



Laurie Crosby, Anna Dean, Jordan Fogle

Contact: **Anna Dean**

Anna@SavannahSurfaces.com | O: 843-784-6060 | C: 843-441-1872

Please consult our website or contact our office to find a reputable dealer in your area. We at Savannah Surfaces pride ourselves in our one-on-one, hands-on approach to customer service. We choose high-quality, reputable and reliable product services. If you have any questions or are interested in becoming a dealer, please contact us.



# COMING SOON

## Old World Tabby Coral Select Pavers

Our **Old World Tabby** Coral porcelain pavers were created to modernize the natural beauty & elegance of fossilized Coral. This new collection brings together the look of coral and the benefits of a porcelain paver. Offered in two sizes, another unique and exclusive product from Savannah Surfaces.



COMING SOON: Old World Tabby Coral Select Pavers



Coral Clock Tower, West Palm Beach, Florida





EST  1996

SAVANNAH  
SURFACES

The Low Country's Premier Provider of  
Interior & Exterior Surfacing Materials

(843) 784-6060 | SAVANNAHSURFACES.COM

SAVANNAH SURFACES & THE ETHICAL TRADING INITIATIVE

Savannah Surfaces is a part of a leading alliance of companies, trade unions and NGOs that promote respect for workers' rights around the globe. As a part of The Ethical Trading Initiative, our vision is a world where all workers are free from exploitation and discrimination, and enjoy conditions of freedom, security and equity.

- ✦ Working conditions in the mining of stone are safe and hygenic
- ✦ Child labor is not used in the quarrying of stone
- ✦ Living wages are paid
- ✦ Working hours are not excessive
- ✦ No harsh or inhumane treatment is allowed

 **Ethical Trading Initiative**  
Respect for workers worldwide

Special Thanks to Blake Crosby Photography | bcrosby.com





# SAVANNAH SURFACES

(843) 784-6060

WHOLESALE

Anna Dean: (843) 441-1872  
[anna@savannahsurfaces.com](mailto:anna@savannahsurfaces.com)

SAVANNAH SURFACES

64 McDowell Circle  
Hardeeville, SC 29927